

बिहार सरकार
सामान्य प्रशासन विभाग

प्रेषक,

कन्हैया लाल साह,
सरकार के अवर सचिव।

सेवा में,

प्रधान सचिव/सचिव,

गृह विभाग/स्वास्थ्य विभाग/शिक्षा विभाग/कृषि विभाग/पर्यावरण एवं वन विभाग/वित्त विभाग/नगर विकास एवं आवास विभाग/ऊर्जा विभाग/उद्योग विभाग/श्रम संसाधन विभाग/ग्रामीण विकास विभाग/पशु एवं मत्स्य संसाधन विभाग/लोक स्वास्थ्य अभियंत्रण विभाग/अनुसूचित जाति एवं अनुसूचित जनजाति कल्याण विभाग/पिछड़ा एवं अति पिछड़ा वर्ग कल्याण विभाग/अल्पसंख्यक कल्याण विभाग/विधि विभाग/पुलिस महानिदेशक, बिहार, पटना।

पटना-15, दिनांक 31 जुलाई, 2017

विषय:- भारत सरकार द्वारा विभिन्न प्रक्षेत्रों के लिए निर्धारित सुशासन सूचकांक की राज्य के संदर्भ में प्रासंगिकता पर विचार हेतु मुख्य सचिवालय स्थित सभाकक्ष में दिनांक- 01.08.2017 को पूर्वाह्न 11 : 00 बजे आहूत बैठक के संबंध में।

महाशय,

उपर्युक्त विषय के संबंध में निदेशानुसार कहना है कि प्रशासनिक सुधार एवं जन शिकायत विभाग, भारत सरकार, नई दिल्ली द्वारा हैदराबाद में दिनांक 22.07.2017 को राज्य सरकारों के साथ विषयाधीन बैठक आयोजित थी। उक्त बैठक में प्रधान सचिव, सामान्य प्रशासन विभाग, बिहार, पटना द्वारा भाग लिया गया।

2. बैठक का विषय राज्यों के लिए ऐसा सुशासन सूचकांक तैयार करना था जिसके आधार पर राज्यों का लगातार श्रेणीकरण कर राज्यों के बीच सुशासन हेतु प्रतिस्पर्धा कायम की जा सके। इस हेतु भारत सरकार द्वारा 10 प्रक्षेत्रों के कुल 57 कार्यक्रमों/योजनाओं का चयन किया गया है जो विभिन्न विभागों से संबंधित हैं। उक्त बैठक में बिहार समेत अनेक राज्यों द्वारा यह अनुरोध किया गया कि प्रस्तावित सूचकांकों को बहुत सावधानीपूर्वक चयन किया जाय ताकि राज्यों को संतुलित एवं न्यायपूर्ण ढंग से अपनी छवि बनाने का मौका मिल सके। विभिन्न अभिशासन प्रक्षेत्रों के लिए भारत सरकार द्वारा चयनित सूचकांक निम्नवत् हैं:-

Sl.	Governance Sectors	No. of Indicators
1	Public Health	6
2	Human Resource Development	7
3	Public Infrastructure & Utilities	8
4	Judicial & Public Security	5
5	Economic Governance	5
6	Agriculture and Allied Sectors	7
7	Social Welfare & Development	9
8	Commerce & Industries	3
9	Environment	4
10	Citizen Centric Governance	3

दस्तावेज

2.1 प्रासंगिक संदर्भ में एक पॉवर पॉइन्ट प्रस्तुति भी उक्त बैठक में हुई थी जिसकी कागजी प्रति अनुबद्ध है। इस पत्र और उसके साथ अनुबद्ध पॉवर पॉइन्ट प्रस्तुति की प्रति सामान्य प्रशासन विभाग, बिहार, पटना के वेबसाइट—gad.bih.nic.in के सूचना-पट्ट (नोटिस बोर्ड) से भी प्राप्त की जा सकती है।

3. भारत सरकार द्वारा निर्धारित संदर्भगत सुशासन सूचकांकों के लिए चयनित योजनाओं एवं विभागीय गतिविधियों की राज्य के लिए प्रासंगिकता पर मत गठन हेतु विचार-विमर्श के लिए दिनांक—01.08.2017 को 11:00 बजे पूर्वाह्न में मुख्य सचिवालय स्थित सभाकक्ष में मुख्य सचिव, बिहार के स्तर पर बैठक आहूत है।

4. अतः अनुरोध है कि उक्त बैठक में आवश्यक सामग्री एवं बिन्दुओं के साथ भाग लेने की कृपा जाय।

अनुलग्नक—यथोक्त।

विश्वासभाजन
20/11
31/7/17
सरकार के अवर सचिव।



Government of India
Department of Administrative Reforms and Public Grievance

Stakeholder Consultation Meeting on
Design and Development of Good Governance Index

Date: 22 July 2017

Venue: Conference Hall, CGG, Gachibowli Campus, Hyderabad

Technical Partner: Centre for Good Governance (CGG), Hyderabad

Agenda

10:15 – 10:30	Welcome Address by Shri Rajendra Nimje, Ex-IAS, Director General, Centre for Good Governance (CGG), Hyderabad
10:30 – 10:45	Address by Smt. Usha Sharma, IAS, Additional Secretary, Department of Administrative Reforms & Public Grievances, Government of India
10:45 – 12:30	Session- I : Good Governance Index – Introduction & Methodology of Preparation, Governance Sectors & Indicators and Data Availability and Source by Shri Shabbeer Shaikh, Director (Governance), CGG, Hyderabad
12:30 – 13:15	Session- II : Discussion on Good Governance Index and Inputs from Individual States
13:15 - 13:30	Closing Remarks and Way Forward
13:30	<i>Lunch</i>

Design & Development of Good Governance Index

Stakeholder Consultation on Good Governance Index

22 July 2017

Need for Good Governance Index

- ▶ Good Governance is a critical factor for:
 - ▶ Achieving Equality, Convergence, Productive Use of Resources, Efficient Public Service Delivery, etc.

- ▶ More autonomy to the state governments in terms of fiscal independence and devolving more powers

- ▶ Need for an overall assessment

- ▶ Group of Secretaries (GoS) recommendation to prepare GGI

Good Governance Index

A comprehensive and implementable framework to assess the State of Governance in all the States which enables ranking of States/Districts and present a comparative picture

Literature Review

- State of Governance Report (SoGR)**
 - Dept. of Administrative Reform & Public Grievances (DAPRG)
 - Prepared by Centre for Good Governance (CGG)
- Public Affairs Index (PAI)**
 - Public Affairs Centre, Bangalore
- Quality of Governance**
 - Academician; published in Economical & Political Weekly
- ...**
 - Kauffman & Associates (KKM)
- ...**

Learnings

- ▶ **SoGR**
 - ▶ Not been implemented and executed beyond the initial project
 - ▶ Requires extensive and time consuming primary data collection for 75 out of 123 indicators – 61 % primary data
- ▶ **PAI**
 - ▶ UTs are not covered for assessment/ranking
 - ▶ Restricted to only those dimensions of governance for which the required data is available
 - ▶ Not Covering aspects related to institutional capacity and various aspects of service delivery
 - ▶ No direct role of state governments in assessment might lead to lack of ownership
- ▶ **Quality of Governance**
 - ▶ Choice of indicators was dependent on availability of reliable data
 - ▶ Resulted in limiting the coverage of Index to only select dimensions / sectors / areas and for only 17 states
- ▶ **Worldwide Governance Indicators**
 - ▶ WGI is not applicable at provincial/state/local government level
 - ▶ Countries with weak statistical system may not reflect ground realities
 - ▶ Large set of indicators & mixing of secondary data with field survey results of doubtful reliability

▶ 5

Approach for Preparation of GGI

- ▶ Guiding Document
 - ▶ Sustainable Development Goals (SDGs)
- ▶ Citizen centric
- ▶ Cross Check with Existing Frameworks
- ▶ 360 degree
- ▶ Generic to Specific
- ▶ Consultative and Participatory Process

▶ 6

Design

- **Governance Sectors** - covers the entire gamut of Governance
 - **Governance Indicators** - measurable parameter
-

▶ 7

Principles of selection of Indicators

- ▶ Simple and measurable
 - ▶ Output and outcome oriented
 - ▶ Applicability across the States / UTs
 - ▶ Time-series & authentic State-wise database
-

▶ 8

Consultations

▶ National Consultation Meeting

- Day-long consultation meeting with States and Experts held at CGG, Hyderabad on **04 May 2017**

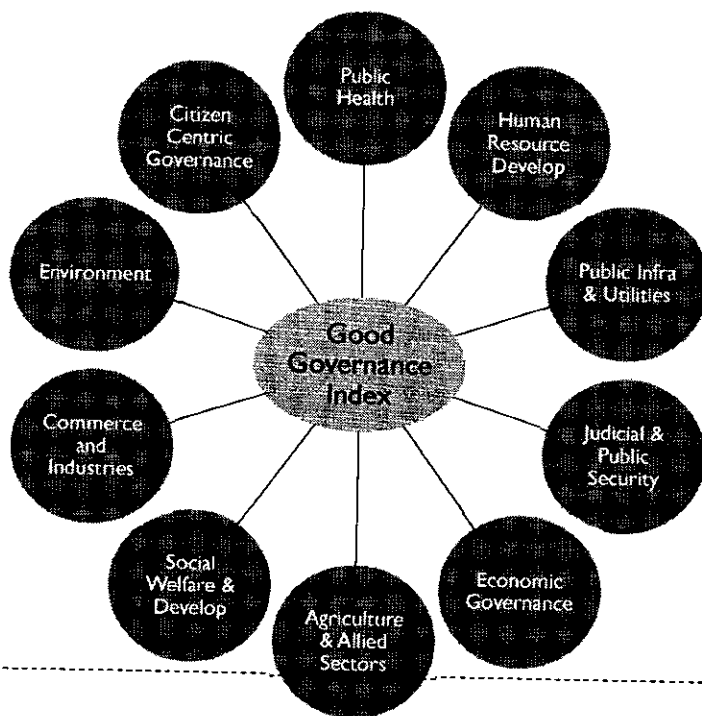
▶ Consultation Meetings with Ministries of GoI

- Three rounds of consultative meetings at DARPG

▶ Consultation with the States

- ▶ 07-08 July 2017 at Regional Conference on Good Governance and Replication of Best Practices at ATI-Nainital

▶ 9



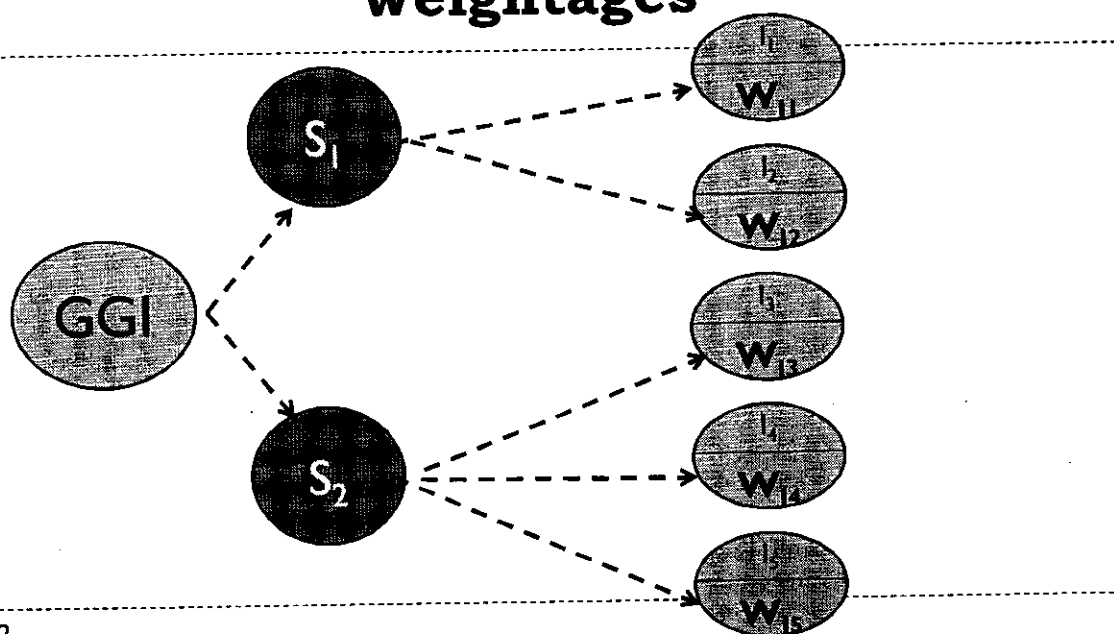
**Identified
Governance
Sectors**

▶ 10

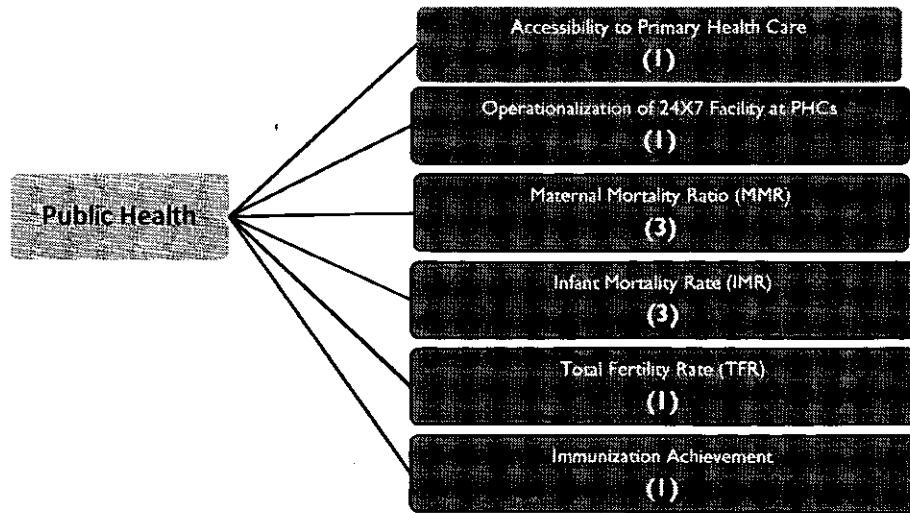
Governance Indicators

#	Governance Sectors	No of Indicators	#	Governance Sectors	No of Indicators
1	Public Health	6	6	Agriculture and Allied Sectors	7
2	Human Resource Development	7	7	Social Welfare & Development	9
3	Public Infrastructure & Utilities	8	8	Commerce & Industries	3
4	Judicial & Public Security	5	9	Environment	4
5	Economic Governance	5	10	Citizen Centric Governance	3
				Total	57

Weightages



Illustrative Weightage

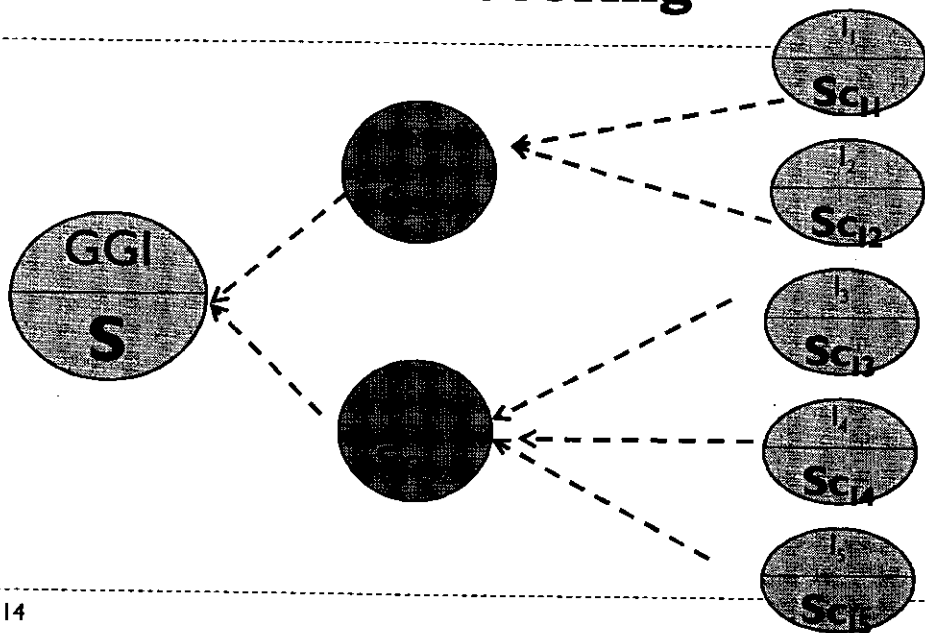


13

Sector

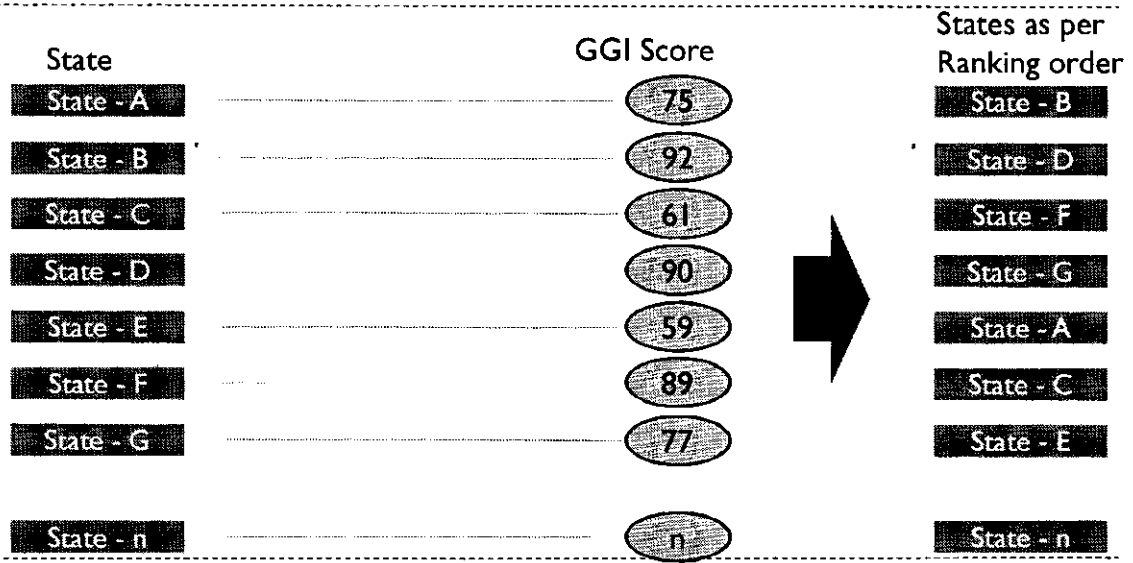
Indicators

Scoring



14


Comparison/Ranking of States



15

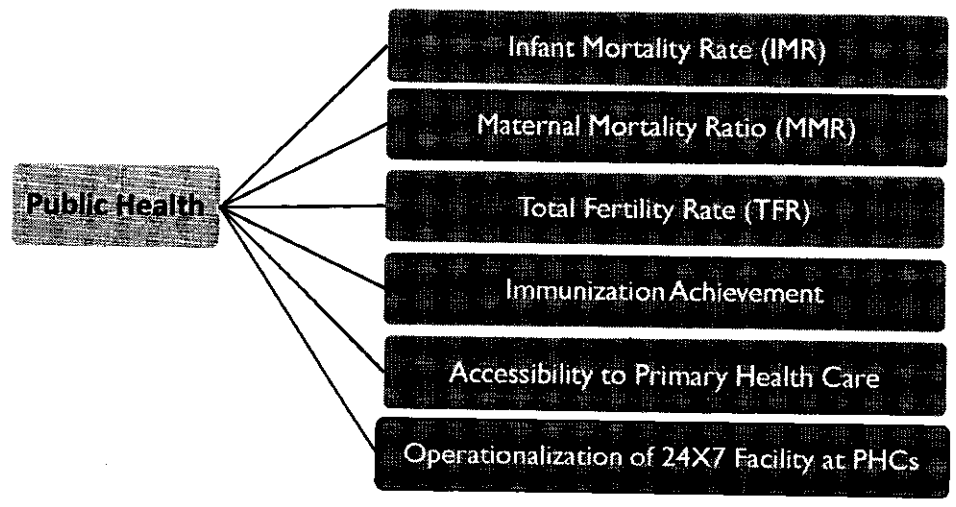
Indicators

Identified Governance Sectors



Sector

Indicators



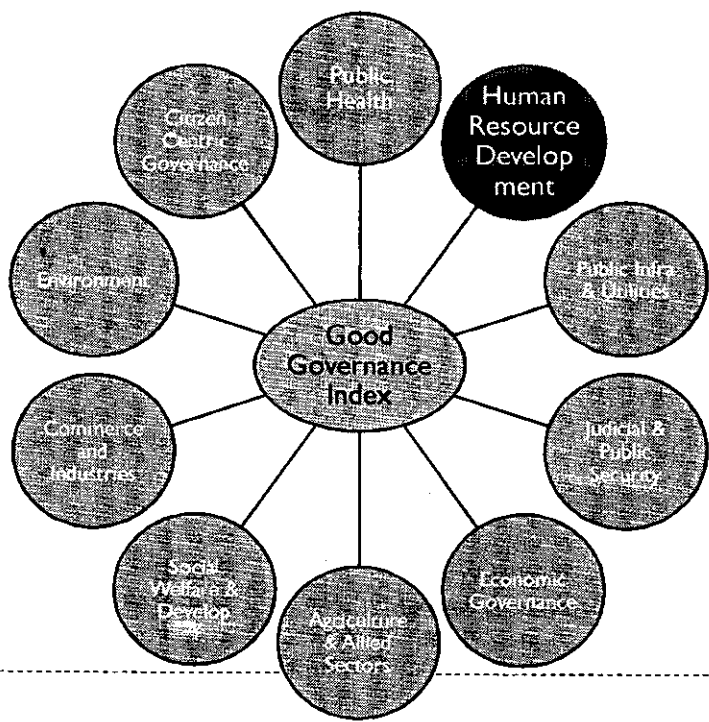
Indicators of Public Health

#	Indicators	Unit	Data Items Identified	Data Source
1	Infant Mortality Rate (IMR)	Nos.	Directly calculated figure	SRS Bulletin, Ministry of Statistics & Programme Implementation
2	Maternal Mortality Ratio (MMR)	Nos.	Directly calculated figure	SRS Bulletin, Ministry of Statistics & Programme Implementation
3	Total Fertility Rate (TFR)	%	Directly calculated figure	SRS Bulletin, Ministry of Statistics & Programme Implementation
4	Immunization Achievement	%	Directly calculated figure	Immunization Technical Support Unit, Ministry of Health and Family Welfare

Indicators of Public Health

#	Indicators	Unit	Data Items Identified	Data Source
5	Accessibility to Primary Health Care	%	Total Primary Health Centers (PHCs) required	Rural Health Statistics 2015-16: Ministry of Health and Family Welfare
			Total Number of PHCs available	
6	Operationalization of 24X7 Facility at PHCs	%	Total Number of PHCs Operational at 24X7 Basis	MIS of National Rural Health Mission (NRHM)
			Total Number of PHCs	Rural Health Statistics 2015-16: Ministry of Health and Family Welfare

Identified Governance Sectors



Sector

Indicators

